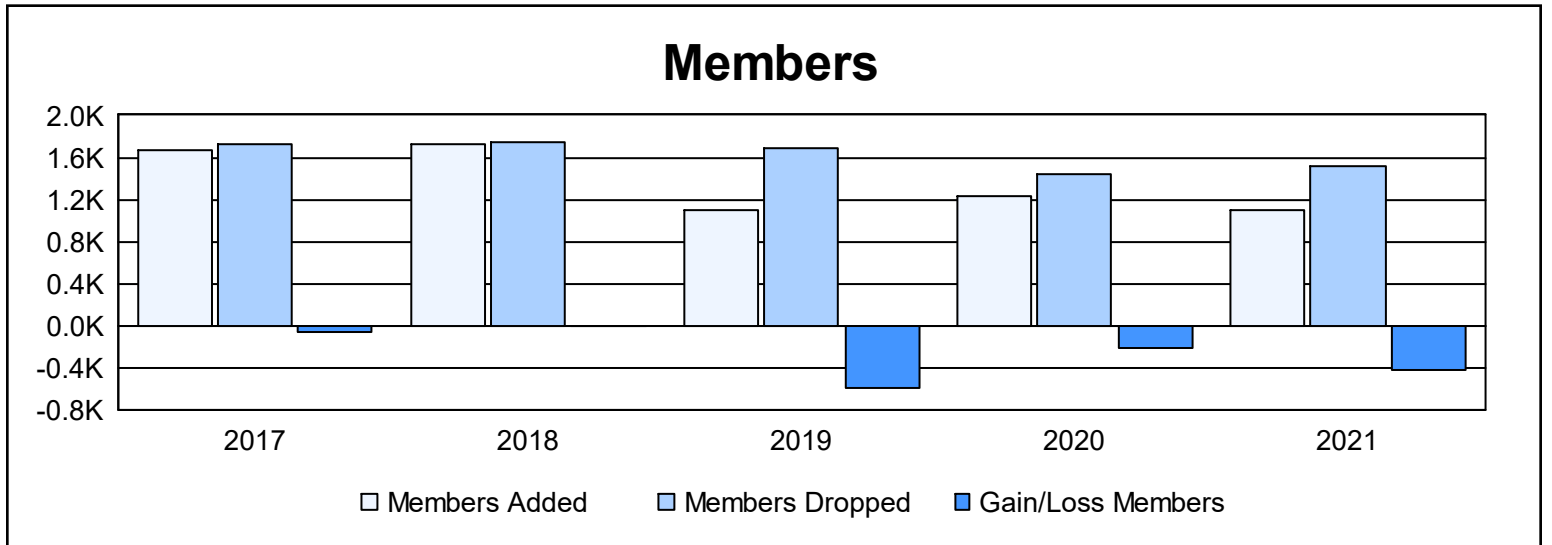
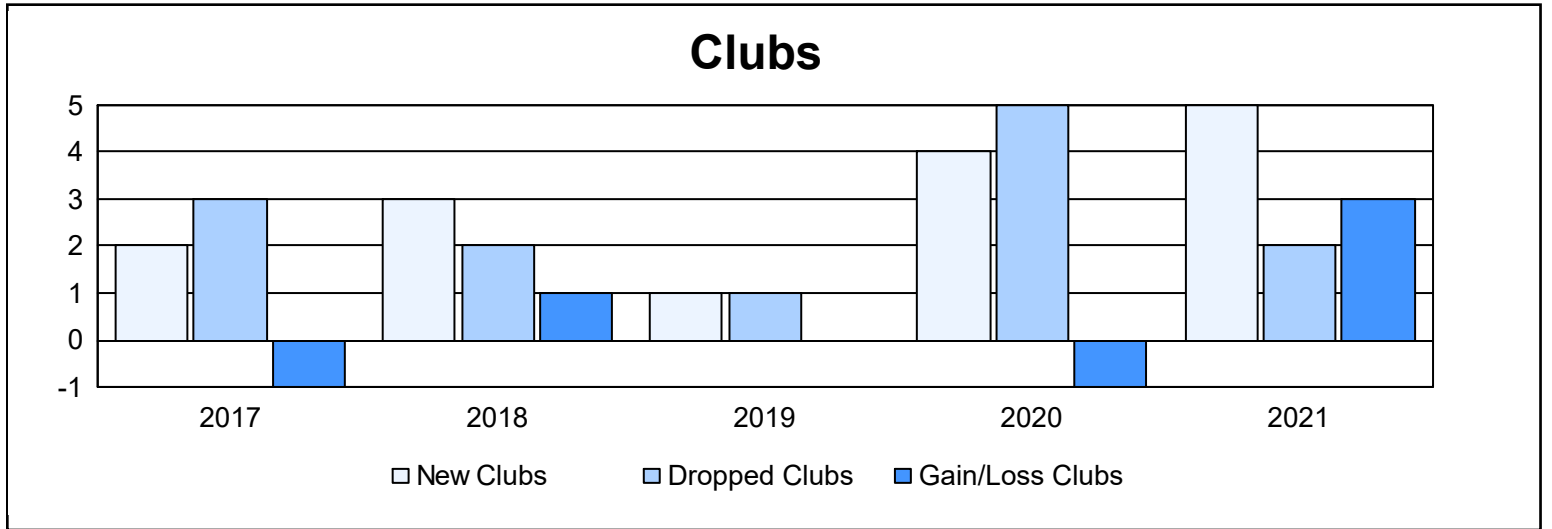
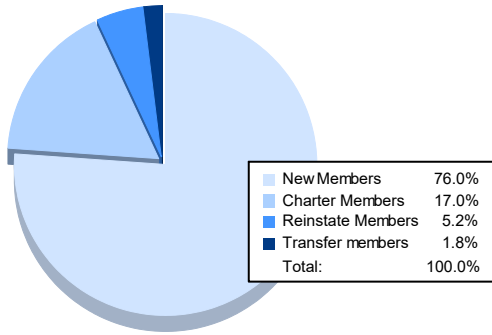


Year	New Clubs	Dropped Clubs	Gain/ Loss Clubs	New Members	Charter Members	Reinstate Members	Transfer Members	Total Member Added	Total Members Dropped	Gain/ Loss Members
2016-2017	2	3	-1	1,488	99	37	34	1,658	1,727	-69
2017-2018	3	2	1	1,469	158	27	75	1,729	1,736	-7
2018-2019	1	1	0	964	44	65	31	1,104	1,691	-587
2019-2020	4	5	-1	1,002	163	24	35	1,224	1,431	-207
2020-2021	5	2	3	833	186	57	20	1,096	1,519	-423
<b>Average</b>	<b>3</b>	<b>3</b>	<b>0</b>	<b>1,151</b>	<b>130</b>	<b>42</b>	<b>39</b>	<b>1,362</b>	<b>1,621</b>	<b>-259</b>



### Membership Composition June 2021 Cumulative



### Gender Composition June 2021 Cumulative

